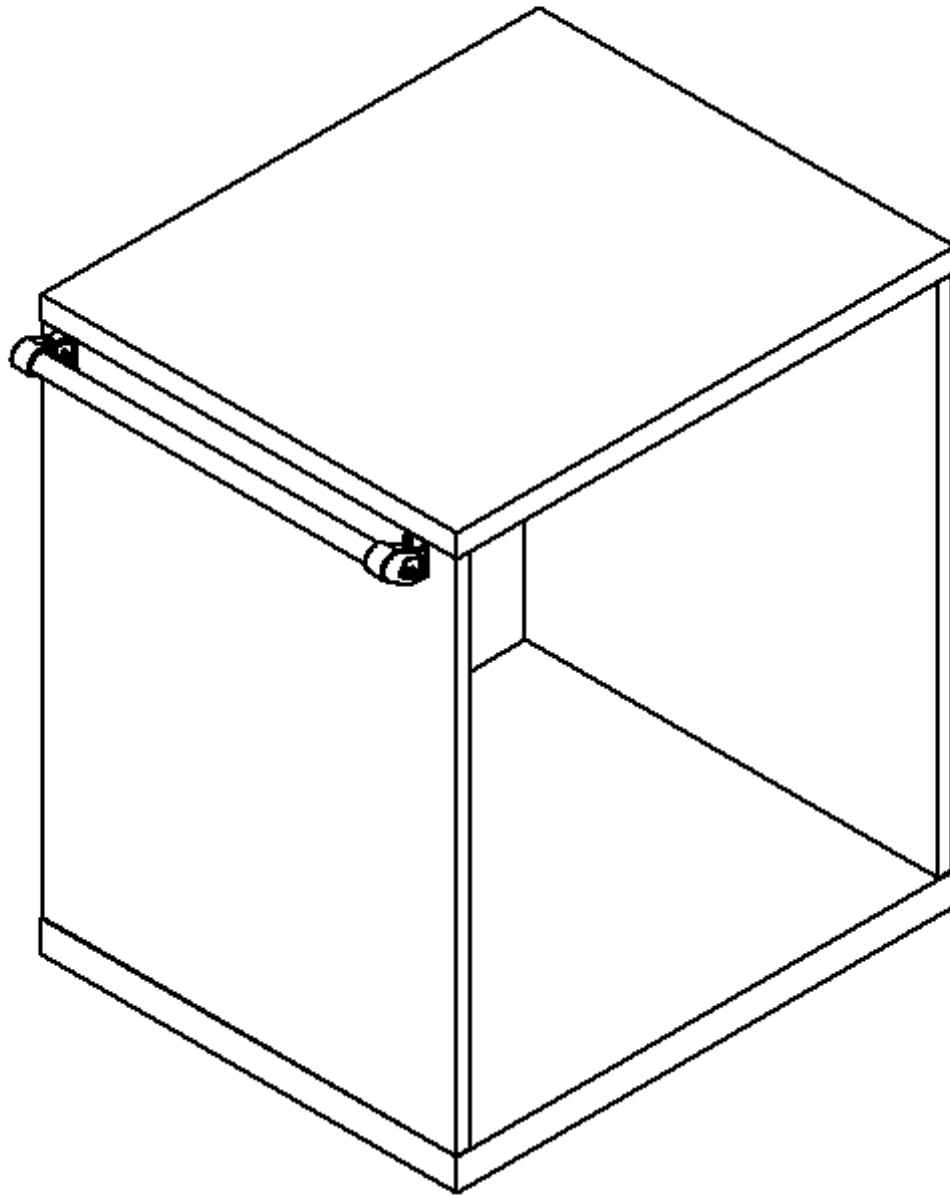


Instructions for Mounting Tech Series Handle to Technician Series Combination Toolbox Cabinet



General Information:

The following provides step-by-step instructions for mounting a Tech Series Handle to a Technician Series Combination Toolbox Cabinet. The finished assembly will consist of a Technician Series Combination Toolbox Cabinet, a Tech Series Handle and mounting hardware. When received, full handle installation will be required.

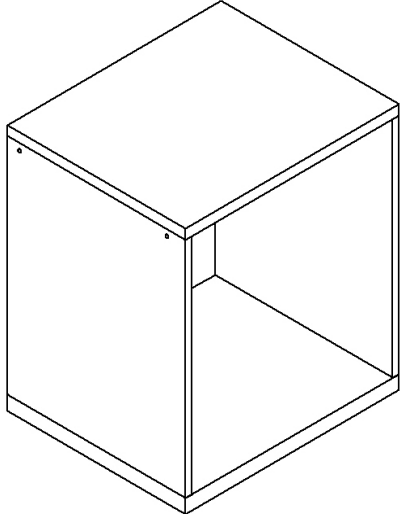
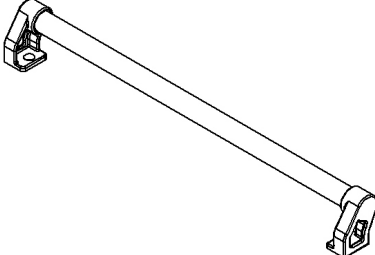
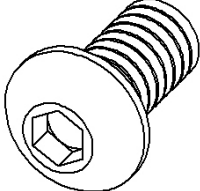
Before Installation:

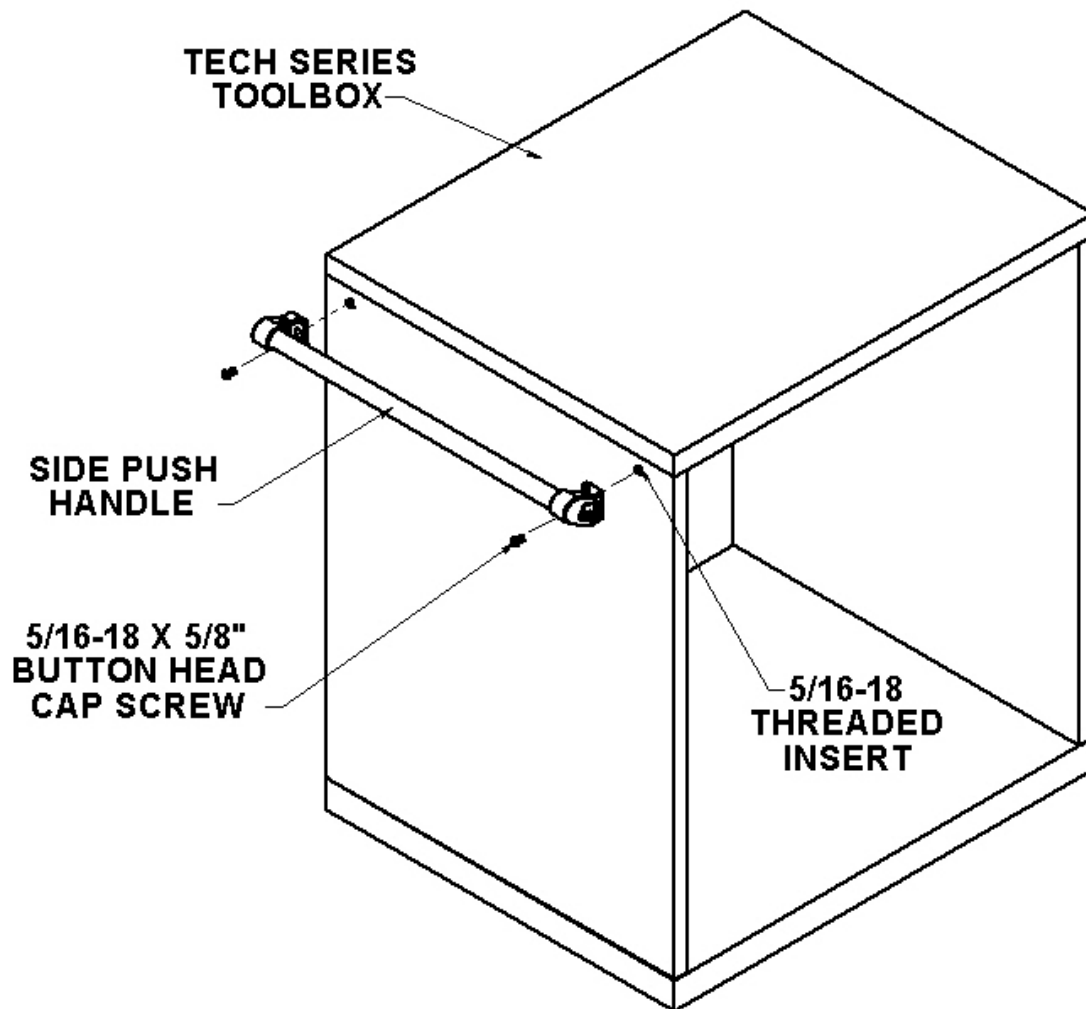
Before you begin installing the Tech Series Handle read through the entire assembly instructions to familiarize yourself with the installation process.

When installing the Tech Series Handle it is important to follow the same sequence as described in this manual.

Tools Required:

- 3/16 Allen Wrench

Item	Description	Quantity	Picture
1	Technician Series Combination Toolbox Cabinet with 5/16-18 threaded inserts	1	
2	Tech Series Push Handle	1	
3	5/16-18 x 5/8" Button Head Cap Screw	2	



Step:

1. Bolt Tech Series Handle to Technician Series Combination Toolbox Cabinet using (2) 5/16-18 x 5/8" Bottom Head Cap Screws through holes in handle into (2) installed 5/16-18 threaded inserts located on side of cabinet (orient handle angled upwards or downwards as desired, shown angled upwards)



Making Workspace Work™ is a trademark of Lista International Corporation.

Document Number: MD066A3 Rev 0

Print Date: December 2010

These instructions and other assembly instructions may be found on Lista International Corporation's web site, <http://www.listaintl.com>. For questions or Technical Support, please call 1-800-722-3020

This manual is proprietary information of Lista International Corporation. Unauthorized reproduction of any portion of this manual is prohibited without the written consent of Lista International Corporation. The material in this manual is for informational purposes only. It is subject to change without notice. Lista International Corporation assumes no responsibility for any typographical errors contained in this manual.

Lista International Corporation
106 Lowland Street
Holliston, MA 01746-2094
Toll Free: (800) 722-3020
Phone: (508) 429-1350
E-mail: sales@listaintl.com
Web: <http://www.listaintl.com/>

ISO 9001 Certified

© 2010 Lista International Corporation
All rights reserved.